



Pinta Stool


The Pinta Stool has integrated numerous complementing curved forms throughout its design, thus defining a harmonious and elegant form. Through a variety of complex joinery techniques, the Pinta stools aims to blend each element into the next.

Dimensions


Two standard seat heights available, height customisable upon request

Width 400mm
Depth 400mm
Height 1050mm (seat height 820mm)

Width 400mm
Depth 400mm
Height 950mm (seat height 720mm)




American Ash




American Oak



Tasmanian Blackwood



American Walnut



Black American Oak

Other timber options available upon request